



STRAMIT SPEED DECK ULTRA®

CONCEALED FIXED DECKING

**Now available
Stramit Farlap® Roof
Lap Joint System**




p r o d u c t t e c h n i c a l m a n u a l



STRAMIT SPEED DECK ULTRA® CONCEALED FIXED DECKING

Selection & Specification



FM Global approved when installed in accordance with Approval Standard FM 4471 (RoofNav Specification)

Features

- Wide Cover – fewer sheets and quicker installation.
- Deep Ribs – stronger and stiffer with better water carrying capacity; roof slopes as low as 1°.
- Full Length Clips – to locate ribs and compress insulation.
- Four Fixing Points Per Clip – with centralised fastening for unsurpassed strength.
- Hexagon Head Screws – bigger, stronger and easier to install, with less wastage.
- Outstanding Wind Load Resistance – improved security with lower purlin costs.
- Spring Curving – data for arched and curved roofs.
- Automatic Bird Proofing – built in accessory with no need for extra components.
- Compatible lap joint system
 - allows in-plane long run roofs
 - provides solution for limited access sites.

Australian Design Award

Stramit Speed Deck Ultra® decking, winner of a 1995 Australian Design Award for “using the properties of high tensile steel to their best advantage through good design practices”.



Applications

The visual appeal, strength, wide cover, light weight and weather resistance of **Stramit Speed Deck Ultra®** decking and **Stramit Farlap®** roof lap joint system make it perfect for all commercial roofing applications. Its excellent strength and ease of assembly allow for long, economical spans. The large water-carrying capacity and weather-tightness permit very low roof pitches, leading to economies in the building structure.

Stramit Speed Deck Ultra® decking may also be used for domestic applications. Please note, one consequence of the clip/sheeting connection in a concealed fixed system is the friction between the deck and the clip. All steel roofs experience movement due to thermal expansion and contraction when there are temperature differences, and this longitudinal movement causes the sheet to rub against the clips, sometimes causing noise.

This movement is not constant, it occurs in stages, and each movement can cause a sound as the sheeting moves against the clip. Where the clips are spaced far apart such as 1500mm or more, some of this movement is taken by the bowing of the sheeting rather than the slip on the clips, thereby reducing the noise impact.

In residential situations, however, the clips are often spaced much more closely, which increases the propensity for friction and hence noise.

The use of insulation blanket can alleviate the impact of some of the noise.

IMPORTANT NOTE

The information contained within this brochure is for general use and information only. Before application in a particular situation, Stramit recommends that you obtain appropriate independent qualified expert advice confirming the suitability of product(s) and information in question for the application proposed. While Stramit accepts its legal obligations, be aware however that to the extent permitted by law, Stramit disclaims all liability (including liability for negligence) for all loss and damage resulting from the use of the information provided in this brochure.

Materials

Stramit Speed Deck Ultra® decking is manufactured from hi-tensile G550 colour coated steel, aluminium-zinc-magnesium or zinc-aluminium alloy coated steel. In some locations galvanised and severe environment colour coated steel may be available by arrangement. Colour coated steels are in accordance with AS2728 – Category 3 and, for the substrate, with AS1397. Aluminium-zinc-magnesium alloy coated AM100/AM125, zinc-aluminium alloy coated AZ150 and galvanised Z450 conform to AS1397.

Stramit has a comprehensive range of colours as standard. Ask your nearest Stramit location for colour availability.

Overlapping Roof Sheets

For long run roofs that exceed the maximum recommended sheet lengths, and for awkward sites where truck or crane access is limited, the **Stramit Farlap®** roof lap joint system is available. This enables overlapping sheets to be simply and reliably attached without the need for a traditional step joint. The roof support structure can be designed and fixed in a single plane. Refer to **Stramit Farlap®** roof lap joint system product technical supplement for full details of the product.

Adverse Conditions

Stramit Speed Deck Ultra® decking will give excellent durability in almost all locations. With all of its fastenings protected beneath the decking, **Stramit Speed Deck Ultra®** decking can be expected to outlast through-fixed roofing. It is however important to choose the correct coating for each application environment. The table below shows the suitability of coating types for different exposure conditions.

suitability of coating type	site exposure condition				
	benign	moderate	marine	severe marine	very severe marine
ZINC-ALUMINIUM (AZ150)	✓	✓	✗	✗	✗
ZINCALUME® (AM125)	✓	✓	✓	✗	✗
GALVANISED Z450	✓	?	✗	✗	✗
COLORBOND®	✓	✓	✓	✗	✗
COLORBOND® ULTRA	N/A	N/A	✓	✓	✗

? Question marks indicate conditions where durability may be diminished, depending on the particular application.

The approximate site exposure conditions in the table above are defined below.

site exposure condition	distance of site from	
	breaking surf	calm surf
benign	1001m +	1001m +
moderate	401m-1000m	201-1000m
marine	201m-400m	101m-200m
severe marine	101m-200m	0m-100m
very severe marine	0m-100m	N/A

The suitability and exposure tables above are current at the time of publication and are guidelines only; conditions will vary from site to site. Please check the Bluescope Technical Bulletins at www.bluescopesteel.com.au for the latest information and guidance on selection, maintenance and durability. If uncertain about the appropriate coating for a particular application, or if the product is to be used in environments affected by industrial emissions, fossil fuel combustion, animal farming, or has unwashed areas, please contact your nearest Stramit office for advice.

Compatibility

All building products need to be checked for compatibility with adjacent materials. These checks need to be for both direct contact between materials, and where water runs from one material to another. The following guidelines generally avoid material incompatibility:

- For zinc-aluminium alloy coated steel, colour coated steel and galvanised steel roofs avoid copper, lead, green or treated timber, stainless steel, uncoated steel and mortar or concrete.
- In addition galvanised steel roofs should not receive drainage from aluminium or any inert materials, such as plastics, glass, glazed tiles, colour coated and zinc-aluminium alloy. Contact Stramit for more detailed information.

Testing

Stramit has in-house, purpose built, testing equipment used to design, develop and improve products for the Australian market. In addition many Stramit® products are tested or witnessed by independent organisations. This ongoing research and development activity ensures that Stramit remains at the forefront of innovation, design and consumer information.

Architectural Specification

This specification can be found on the Stramit web site and can be easily downloaded onto your documentation.

The roofing/walling shall be 0.42 (or 0.48) mm BMT **Stramit Speed Deck Ultra®** decking in continuous lengths with trapezoidal ribs 43mm high, spaced at 233mm centres. Sheeting material shall be protected steel sheet to Australian Standard AS1397, with a minimum yield stress of 550MPa (Grade G550) and an AM100/AZ150 coating with an oven-baked paint film of selected colour, or a plain AM125/AZ150 coating. The sheeting shall be fixed to the purlins/girts in accordance with the manufacturer's recommendations using patented full length fixing clips supplied. Clips shall be fastened to purlins/girts with screws supplied in accordance with Australian Standard AS3566, Class 3, and attached at every rib. Sheets shall be laid in such a manner that the approved side lap faces away from the prevailing weather. A minimum of 50mm shall be provided for projection into gutters. Flashings shall be provided in compatible materials as specified; minimum cover of flashing shall be 150mm.

All sheeting shall be fixed in a workman-like manner, leaving the job clean and weathertight. Repair minor blemishes with touch-up paint supplied by the roof manufacturer. All debris (nuts, screws, cuttings, filings etc.) shall be cleaned off daily.

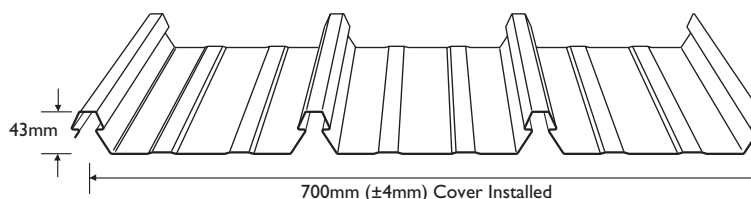
Where the **Stramit Farlap®** roof lap joint system is to be incorporated add the following to the specification above:

All roof lap joints shall be constructed using the **Stramit Farlap®** roof lap joint system and **Stramit SkyLap®** joint system for translucent sheeting, detailed and fixed strictly in accordance with the manufacturers written installation instructions.

Design

Spans

The spans shown below take account of 'normal' foot traffic and wind resistance including local pressure zone effects. Pressures are based on AS4055 or ASI170.2. Where the two standards differ, the worst case has been taken for each classification. Data should only be used for buildings 7m or less in height, 1000m² or less in area and unaffected by land topography.



STRAMIT SPEED DECK ULTRA® DECKING – SHEET MASS (kg/m ² of roof area)			
thickness BMT	ZINC-ALUMINIUM	COLORBOND®	GALVANISED
0.42mm	4.66	4.74	5.07
0.48mm	5.29	5.37	5.70

STRAMIT SPEED DECK ULTRA® DECKING – RECOMMENDED SPAN CHART (mm)												
	roofs edge and internal areas					roof corner areas with pitch <10°					overhangs	
bmt (mm)	pressure (kPa) service -ability		double strength	equal spans	internal (end) span combination	pressure (kPa) service -ability		double spans	equal spans	internal (end) span combination	free edge	stiffened edge
N1 or Region A (TC3, FS) WIND CLASSIFICATION												
0.42	0.74	1.25	1700	1700	2100 (1750)	1.07	1.81	1700	1700	2100 (1750)	150	450
0.48	0.74	1.25	2300	2300	2700 (2250)	1.07	1.81	2300	2300	2700 (2250)	200	500
N2 or Region B (TC3 FS) or Region A (TC2.5 PS) WIND CLASSIFICATION												
0.42	1.05	1.75	1700	1700	2100 (1750)	1.53	2.53	1700	1700	2100 (1750)	150	450
0.48	1.05	1.75	2300	2300	2700 (2250)	1.53	2.53	2050	2000	2400 (2000)	200	500
N3 or Region B (TC2.5 PS) or Region A (TC2, NS) WIND CLASSIFICATION												
0.42	1.32	2.70	1700	1700	2100 (1750)	1.92	3.92	1400	1600	1800 (1500)	150	400
0.48	1.32	2.70	2300	2150	2600 (2150)	1.92	3.92	1600	1750	2000 (1650)	200	450

Internal spans must have both end spans 20% shorter. TC - Terrain category. FS, PS, NS - Full, partial and no shielding.

Values are only valid for use with steel members of 1.5mm or thicker. Where thinner supports are used, fastener capacity must be checked. Refer to Stramit® Top Hat & Battens Product Technical Manual for more information.

For more specific applications Stramit Speed Deck Ultra® decking must be designed to the pressure and foot traffic limitations below.

Spans may exceed those shown in this table, provided the wind pressure and foot traffic limits are not exceeded.

Pressures

STRAMIT SPEED DECK ULTRA® DECKING – SERVICEABILITY LIMIT STATE CAPACITY											
bmt (mm)	fasteners per sheet per purlin	span type	pressure (kPa) at the spans (mm) shown								
			600	900	1200	1500	1800	2100	2400	2700	3000
0.42	1 clip and 3 screws	internal	2.81	2.81	2.53	2.24	1.96	1.68	1.39	1.11	0.83
		equal	2.86	2.86	2.47	2.08	1.68	1.29	0.90	0.51	
		double	2.33	2.33	2.08	1.84	1.60	1.36	1.12	0.87	0.63
0.48	1 clip and 3 screws	internal	3.12	3.12	2.80	2.49	2.18	1.86	1.55	1.23	0.92
		equal	3.17	3.17	2.74	2.30	1.87	1.44	1.00	0.57	
		double	2.58	2.58	2.31	2.04	1.78	1.51	1.24	0.97	0.70

STRAMIT SPEED DECK ULTRA® DECKING – STRENGTH LIMIT STATE CAPACITY (Non-cyclonic)											
bmt (mm)	fasteners per sheet per purlin	span type	pressure (kPa) at the spans (mm) shown								
			600	900	1200	1500	1800	2100	2400	2700	3000
0.42	1 clip and 3 screws	internal	7.91	7.91	6.16	5.07	4.32	3.78	3.36	3.03	2.77
		equal	7.86	7.86	5.82	4.62	3.82	3.25	2.83	2.50	2.24
		double	8.00	8.00	5.71	4.40	3.55	2.97	2.54	2.21	1.95
0.48	1 clip and 3 screws	internal	8.55	8.55	6.65	5.47	4.67	4.08	3.63	3.27	2.99
		equal	8.49	8.49	6.29	4.98	4.12	3.51	3.05	2.70	2.42
		double	8.64	8.64	6.17	4.75	3.84	3.20	2.74	2.39	2.11

Tables are based on testing to ASI562 and AS4040 parts 0, 2 and 3. Internal spans must have both end spans 20% shorter.

Values only valid for use with steel support members of 1.5mm or thicker.

Foot Traffic

Foot traffic limits for **Stramit Speed Deck Ultra®** decking are shown for three alternate foot traffic categories. These are:

- High Maintenance – for applications with repeated maintenance, particularly where personnel may be unfamiliar with correct procedures for walking on metal roofs.
- Normal – based on traditional expectations, with moderate maintenance foot traffic using designated foot paths.
- Controlled – spans that conform to AS1562 but require minimal careful foot traffic only on the designated foot path. Suggested for use only where occasional aesthetic imperfections from foot traffic are acceptable.

STRAMIT SPEED DECK ULTRA® DECKING – FOOT TRAFFIC LIMITED SPANS (mm)

bmt(mm)	span type	high maintenance	normal	controlled
0.42	internal	1100	2100	2700
	equal	700	1700	2250
	double	700	1700	2250
0.48	internal	1400	2700	3600
	equal	900	2300	2700
	double	900	2300	2700

Tables are based on tests to AS1562 and AS4040 parts 0 and 1.

For more information on foot traffic performance of **Stramit Speed Deck Ultra®** decking and other Stramit® roofing profiles refer to Stramit's Foot Traffic Guide.

Spring Curving

Stramit Speed Deck Ultra® decking can be spring curved, concave and convex, including curved ridges, provided it is within the recommended limits below:

STRAMIT SPEED DECK ULTRA® DECKING – SPRING-CURVED RADII LIMITS (m)

restricted minimum*		unrestricted minimum	unrestricted maximum
0.42 bmt	0.48bmt		
90*	70*	100	225

*At these radii a maximum support spacing of 1200mm applies, and limit state pressure capacities are reduced by 14% for serviceability and 7% for strength.

For more comprehensive information on spring-curving **Stramit Speed Deck Ultra®** decking and other Stramit® roofing profiles refer to the Stramit® Spring Curving Guide.

Designing for Snow

Concealed fixed decking such as **Stramit Speed Deck Ultra®** decking is the preferred roofing material in alpine areas. This, and many other design suggestions, can be found in Australian Standards HB 106 – 'Guidelines for Design of Structures in Snow Areas'. Particular attention is drawn to maintaining an adequate roof slope for snow shedding, and screw fixing of deck pans beneath the ridge capping.

Downward load capacities for **Stramit Speed Deck Ultra®** decking have not been tabulated, but can be assumed to equal the outward capacities shown.

Thermal Expansion

All metal roof sheeting is subject to thermal expansion and, where there is a temperature difference between the sheeting and the structure, this needs to be accommodated. The colour of the sheeting will affect the amount of thermal expansion, and whether the sheet is flat or curved will affect its ability to resist without problems.

Stramit Speed Deck Ultra® decking has excellent resistance to the problems associated with thermal expansion. Nevertheless sheet lengths should be limited to those shown below.

STRAMIT SPEED DECK ULTRA® DECKING – MAXIMUM SHEET LENGTH* (m)

roof colour	light	dark
Flat	42	30
Spring-curved	30	20

* Transport restrictions can apply - check with your local Stramit office.

Longer roof run lengths on a single plane support structure can be readily constructed using the **Stramit Farlap®** roof lap joint system.

Water Carrying

Stramit Speed Deck Ultra® decking has excellent water-carrying capacity. This and the decking stiffness enable roof slopes to be as low as one degree for many applications. Roof run lengths are the combined lengths of all roof elements contributing to a single pan drainage path. This can include the roof length upstream of a roof penetration that concentrates flow into other pans. The table below gives slopes for 100 year return period rainfall intensity.

STRAMIT SPEED DECK ULTRA® DECKING – MINIMUM ROOF SLOPE (degrees)

rainfall intensity (mm/hr)	total roof run length (m)										max roof run length(m) at min slope
	70	80	90	100	110	120	130	140	150		
150											195
175										1.0	167
200									1.0	1.1	146
225									1.0	1.3	130
250						1.0	1.1	1.4	1.8	2.1	117
275					1.0	1.1	1.5	1.9	2.3	2.7	106
300					1.1	1.5	1.9	2.4	2.9	3.4	97
325				1.0	1.4	1.9	2.4	2.9	3.5	4.2	90
350			1.0	1.3	1.8	2.3	2.9	3.5	4.2	5.0	83
375			1.1	1.6	2.1	2.7	3.4	4.2	5.0	5.9	78
400		1.0	1.4	1.9	2.5	3.2	4.0	4.9	5.8	6.8	73

Note: Depth of flow in pan=60% height of underlap (agreed industry standard)

For more information on water carrying performance of **Stramit Speed Deck Ultra®** decking and other Stramit® roofing profiles refer to Stramit's Roof Slope Guide.

Maximum water protection is also ensured by the absence of fastener penetrations when using **Stramit Speed Deck Ultra®** decking.

Cyclonic Areas

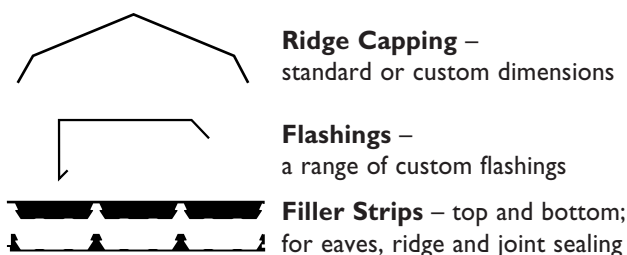
Refer to Stramit® Cyclonic Areas Roof and Wall Cladding brochure for information on use in cyclonic regions.

Procurement

Prices

Prices on **Stramit Speed Deck Ultra®** decking and its accessories and **Stramit Farlap®** roof lap joint system units can be obtained from your nearest Stramit location or distributor of Stramit® products. As Stramit does not provide an installation service, ask your tradesperson for a supply and fix price. Contact your nearest Stramit location for the names of tradespersons in your area.

Related Products




Ridge Capping – standard or custom dimensions

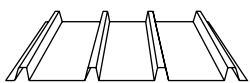
Flashings – a range of custom flashings

Filler Strips – top and bottom; for eaves, ridge and joint sealing

Use only where sealing is preferred to ventilation



Insulation & roofing mesh – a range of mesh, sisalation, plain & foil backed blanket



Translucent sheeting – fibreglass sheeting in a range of shades and densities

Length

Stramit Speed Deck Ultra® decking is supplied cut-to-length. When designing or transporting long products ensure that the length is within the limit of the local Transport Authority regulations. The manufacturing tolerance on the length of product supplied is +0, -15mm.

Ordering

Stramit Speed Deck Ultra® decking can be ordered directly, through distributors, or supplied and fixed from a roofing contractor.

Delivery/Unloading

Delivery can normally be made within 48 hours, subject to the delivery location, quantity and material availability, or can be at a pre-arranged date and time. Please ensure that suitable arrangements have been made for truck unloading, as this is the responsibility of the receiver. Pack mass may be up to one tonne. When lifting **Stramit Speed Deck Ultra®** decking, care should be taken to ensure that the load is spread to prevent damage.


Handling/Storage

Stramit Speed Deck Ultra® decking should be handled with care at all times to preserve the product capabilities and quality of the finish. Packs should always be kept dry and stored above ground level while on site. If the sheets have become wet, they should be separated, wiped and placed in the open to promote drying.

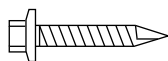
Installation

Fasteners

All fastening screws must conform to AS3566 – Class 3. For connecting clips to purlins use:




For steel (0.75bmt or greater)
– No.12 x 30mm hex-head self-drilling & threading screws (available pre-loaded into clips in some locations)



For timber (F11 or greater)
– No. 12 x 50mm hex-head type 17 self-drilling screws

Accessories

Use only the correct, authentic, Stramit accessories:



Stramit Speed Deck Ultra® decking Clip – supplied in easy to handle boxes of 40 clips



Stramit Speed Deck Ultra® decking End Cap – used with silicone sealant for roof penetrations



Stramit Farlap® roof lap joint system units – supplied in boxes of 20 units, or in a 7m roll of 10 pre-joined units

Stramit SkyLap® joint system for use with translucent sheeting.

Installation

Stramit Speed Deck Ultra® decking is readily installed with or without fibreglass insulation blanket. If practical lay sheets in the opposite direction to prevailing weather. Installation of **Stramit Speed Deck Ultra®** decking is a straightforward procedure using the following fixing sequence:

- 1) Ensure all purlins are in line and correctly installed. Using a string line or the edge of the first sheet, align the first row of fixing clips. Screw the clips to the purlins in the same order as the direction of laying.
- 2) Locate the first sheet over the clips with the correct projection at each end of the sheet. Snap each rib on to the clip at every purlin, always in the order of the direction of laying. Note – Do not use undue force; the deck will easily accommodate clip entry

Snap ribs on to clip in order – 1-2-3

- 3) Hinge next clip about trailing edge of the first sheet, allowing it to fall to the purlin. Ensure correct fitting to the deck edge and that it is sitting on the extended tail of the preceding clip. Align fixing holes together then fasten clip to purlin as before.
- 4) Continue to lay sheets as before. From time to time measure coverage of sheets at ridge and eaves to maintain squareness.

- 5) At end of purlin cut fixing clip (and, if necessary, the roof sheet) to suit.
- 6) Turn up ends of sheet at ridge and turn down eaves ends into gutters using the **Stramit Speed Deck Ultra**® decking turn up/down tool.
- 7) Secure leading and trailing edge of the roof with a full or cut-back clip, or sealed fasteners through the roof tray, at every purlin. Cover these with side flashings. Install all flashings as required to weatherproof and complete the roof.
- 8) Clean the roof after each day's work, removing all screws, cuttings, swarf etc, and leave roof clean and watertight. Repair any minor blemishes in colour coated finishes with Stramit supplied touch-up paint.

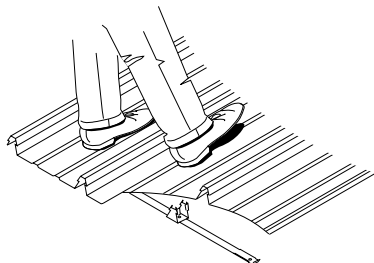
Each clip box has an illustration of the basic clip fixing technique. A more detailed 'Installation Procedure' leaflet (with clear illustrations) is available to assist fixers on site. Ask for a copy to be sent with your order.

Installation details for the **Stramit Farlap**® roof lap joint system and **Stramit SkyLap**® joint system for translucent sheeting are provided in separate supplements included in each box of units.

Walking

As with all roofing products, Stramit recommends extra caution be taken when walking on the roof. When walking on **Stramit Speed Deck Ultra**® roofing always wear flat rubber soled shoes and place feet only in the pans, taking care to avoid the last pan or two near edges of the metal roof area.

Walk only in pans, or on ribs at purlin supports



Insulation

The unique **Stramit Speed Deck Ultra**® decking full width clip compresses blanket (up to 75mm) during installation making fixing easy. Blanket up to 100mm thick can be readily used with high thermal efficiency using 25mm thick Styrofoam blocks laid between the blanket and the fixing clips. Contact Stramit for further information.

Unsupported Underlaps

Free underlap sheet edges, such as may be encountered when using translucent sheeting, may need additional support. Use a 40mm x 40mm x 1.0mm trim angle beneath the underlap and screwed to the purlins if spans exceed 1500mm for 0.42bmt, and 2000 for 0.48bmt.

Good Practice

Stramit recommends that good trade practice be followed when using this product, such as that found in Australian Standards Handbook HB39.

Cutting

Stramit Speed Deck Ultra® decking can be easily cut, where required, using a power saw with a steel cutting blade or a power nibbler and, for localised cutting, tin snips. Avoid the use of abrasive discs as these can cause burred edges and coating damage. Please dispose of any off-cuts carefully.

Additional Information

Maintenance

Exterior surfaces of metal products unwashed by rain can benefit from occasional washing to remove build-up of corrosive salts. Walls beneath eaves or awnings are such a situation.

Further Information

As well as our standard range of Technical Manuals, Installation Leaflets, Case Studies and other promotional literature Stramit has a series of Guides to aid design. These include:

- Concealed Fixed Decking
- Roof Slope Guide
- Foot Traffic Guide
- Bullnosing, Curving and Crimping
- Acoustic Panels
- Cyclonic Areas
- Spring Curving Guide

Please contact your nearest Stramit location for any of these guides, or other literature.

Other Products

Stramit offers a wide range of building products, including:

- Purlins and girts
- Formwork decking
- Roof and wall sheeting
- Lightweight structural sections
- Truss components
- Gutters and downpipes
- Fascias
- Custom flashings
- Insulating products
- Fasteners

Patents

Stramit Speed Deck Ultra® decking is the subject of four patent and two registered design applications in Australia and patents overseas.

References

In preparing this document reference has been made to:

- Standards Australia Handbook – HB39 (Installation code for metal roof and wall cladding)
- Standards Australia Handbook – HB106 (Guidelines for the design of structures in snow areas)
- BlueScope Steel – Technical Bulletin TB-4 (Maintenance of prepainted steel roofing)
- BlueScope Steel – Technical Bulletin TB-1 (Steel roofing and walling products – selection guide)

		prices	availability	general	technical
contact numbers for information			products coating colours	other	advice product data
SYDNEY 33-83 Quarry Rd, Erskine Park NSW 2759	phone fax	(02) 9834 0909 (02) 9834 0988		(02) 9834 0900 (02) 9834 0988	
CANBERRA 4 Bass Street, Queanbeyan NSW 2620	phone fax	(02) 6298 2500 (02) 6298 2533			
COFFS HARBOUR 6 Mansbridge Drive, Coffs Harbour NSW 2450	phone fax	(02) 6656 3800 (02) 6656 3808			
NEWCASTLE 17 Nelson Road, Cardiff NSW 2285	phone fax	(02) 4041 3400 (02) 4041 3423			
ORANGE 51 Leewood Drive, Orange NSW 2800	phone fax	(02) 6360 9200 (02) 6360 9211			
MELBOURNE 3/1464 Ferntree Gully Road, Knoxfield VIC 3180	phone fax	(03) 9237 6300 (03) 9237 6399		(03) 9237 6200 (03) 9237 6299	
ALBURY 18 Ariel Drive, Albury NSW 2640	phone fax	(02) 6092 3700 (02) 6092 3766			
BENDIGO Ramsay Court, Kangaroo Flat VIC 3555	phone fax	(03) 5448 6400 (03) 5447 9677			
HOBART 57 Crooked Billett Drive, Brighton TAS 7030	phone fax	(03) 6262 8788 (03) 6262 8712			(03) 6262 8788 (03) 6262 8812
ADELAIDE 11 Stock Road, Cavan SA 5094	phone fax	(08) 8219 2000 (08) 8262 6333			(08) 8219 2000 (08) 8262 6333
BRISBANE 57-71 Platinum Street, Crestmead QLD 4132	phone fax	(07) 3803 9999 (07) 3803 1499			
TOWNSVILLE 402-408 Bayswater Road, Garbutt QLD 4814	phone fax	(07) 4412 3900 (07) 4412 3909			
CAIRNS Vickers Street, Edmonton QLD 4869	phone fax	(07) 4034 6555 (07) 4034 6511			
MACKAY Brickworks Court, Glenella QLD 4740	phone fax	(07) 4965 4000 (07) 4965 4012			(07) 3803 9999 (07) 3803 1499
MARYBOROUGH 10 Activity St, Maryborough QLD 4650	phone fax	(07) 4123 9500 (07) 4123 9508			
ROCKHAMPTON 41 Johnson St, Parkhurst QLD 4702	phone fax	(07) 4921 5600 (07) 4921 5608			
DARWIN 55 Albatross Street, Winnellie NT 0820	phone fax	(08) 7922 4600 (08) 7922 4608			
PERTH 605-615 Bickley Road, Maddington WA 6109	phone fax	(08) 9493 8800 (08) 9493 8899			